

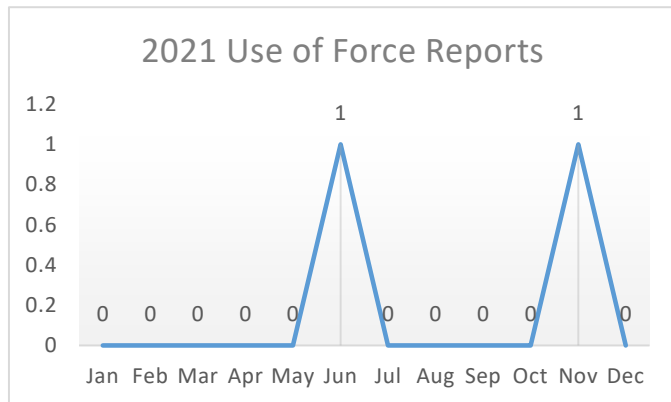
2021 Use of Force Annual Report: Salem, Salem Co Prosecutors Office

This report includes information on Use of Force Reports submitted for incidents between 1/1/21 and 12/31/21 and marked as complete by 01/07/22 at 12am. Reports in review or draft are not excluded.

Use of Force Reports: Overview

# Use of Force reports:	2
# Use of Force Incidents:	2
Average reports per incident:	1.0
# Unique Subjects of force:	2
Average subjects per report:	1.0
Average uses of force per 1000 arrests:	6.1
Average uses of force per 1000 police-citizen contacts:	2.0

# Officers using force:	2
% Sworn Officers Using Force:	0.5%
Average reports per officer:	1.0



Monthly Volume

Jan	0
Feb	0
Mar	0
Apr	0
May	0
Jun	1
Jul	0
Aug	0
Sep	0
Oct	0
Nov	1
Dec	0

Officers Using Force

Total officers using force: 2

Officer race

American Indian	0.0%
Asian/Pacific Islander	0.0%
Black	0.0%
Hispanic	0.0%
Not Provided	0.0%
Other	50.0%
Two or more races	0.0%
White	50.0%

Officer gender

Female	0.0%
Gender Non-Conforming/X	0.0%
Male	50.0%
N/A	0.0%
Not Provided	0.0%
Other	50.0%

Officers In Uniform when Using Force

	# reports	% reports
Yes	1	50.0%
No	1	50.0%

Officer Assignment During Force

	# reports	% reports
Patrol	0	0.0%
Extra Duty/Outsourced	0	0.0%
Off -Duty	0	0.0%
Specialized Unit/Other	2	100.0%

The above information comes from the demographic information officers enter when completing a use of force report. This information only depicts the demographic information of officers using force. Each officer is represented here based on their first race and gender identification in 2021. To ensure this information appears consistently, officers should update their profile in the Use of Force Portal.

Subject Information

Total unique subjects: 2

Subject Race

American Indian	0.0%
Asian/Pacific Islander	0.0%
Black	50.0%
Hispanic	0.0%
Not Provided	0.0%
Other	0.0%
Two or More Races	0.0%
White	50.0%

Subject Gender

Female	0.0%
Gender Non-Conforming/X	0.0%
Male	100.0%
Not Provided	0.0%

# transgender:	0
----------------	---

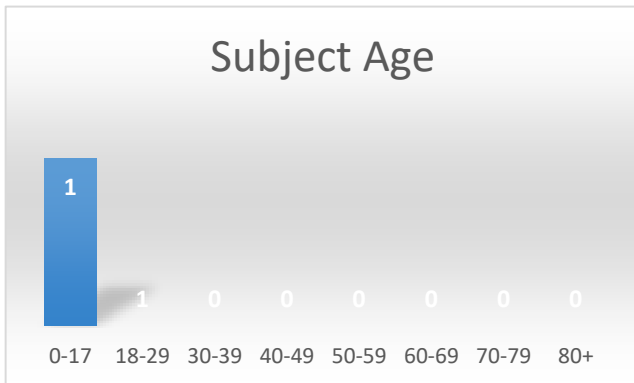
Perceived condition

No unusual condition noted	2
Not Provided	0
Other unusual condition noted	0
Potential Mental Health Incident	0
Under influence of alcohol/drugs/both	0

Subjects Arrested

Subjects arrested	2	100.0%
Subjects not arrested	0	0.0%

Subject Age



Reasons for no arrest

Already in Custody	0
Deceased	0
Medical/Mental Health Incident	0
Not Provided	0
Other	0
Subject Fled	0

Unique subjects are determined by subject identification entered into use of force reports. To the extent that this information differs across reports, a subject will appear as unique.

Officers may enter multiple response options for Perceived Condition and Reason Not Arrested for each subject

Incident and Location Information

Contact origin

Citizen Initiated	1
Dispatched	0
Not Provided	0
Officer Dispatched	1
Officer Initiated	0
Pre-Planned Contact	0

Location Type

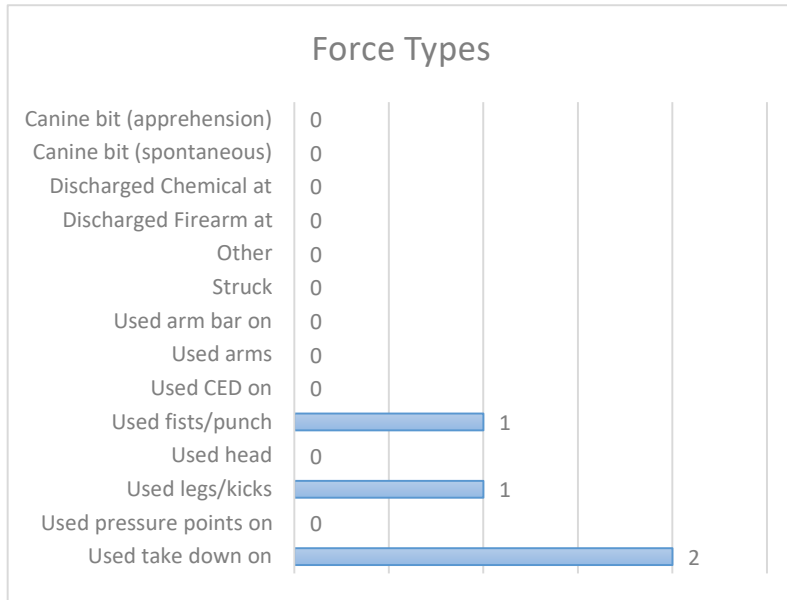
Alcohol Establishment (bar, club, casino)	0
Business	0
Court House	0
Hospital	0
Jail/Prison	0
Other	0
Police Station	0
Residence	0
Restaurant	0
School	0
Street	2

Incident Type

Assault	1
Assisting another officer	0
Burglary	0
Distribution of CDS	0
Disturbance (drinking, fighting, disorderly)	0
Domestic	1
Eluding	0
Medical Emergency	0
MV/Traffic Stop	0
Other	0
Pedestrian Stop	0
Possession of CDS	0
Potential Mental Health Incident	0
Report of Gunfire	0
Robbery	0
Subject with a gun	0
Subject with other weapon	0
Suspicious person	0
Terroristic Threats	0
Theft/Shoplifting	0
Trespassing	0
Wanted Person	0
Welfare Check	0

Officers may enter multiple response options for Contact Origin, Location Type, and Incident Type. Each report may appear multiple times in the responses on this page.

Officer-Subject Force Interaction Information



Average force actions per report: 2.0

Subject Resistance	
Aggressive resistance (attempt to attack or harm)	1
Attempt to flee	1
Dead-weight tactics (going limp)	0
Non-response (consciously ignoring)	0
Other	0
Resistive tension (stiffening, tightening muscles)	1
Verbal	0

Subject Actions		
Attempt to commit crime	0	
Attempt to destroy evidence	0	
Attempt to escape from Custody	1	
Attempt to self-harm	0	
Biting	0	
Fired Gun	0	
Not Provided	0	
Prevent harm to another	0	
Resisted arrest/police officer	0	
Spitting	0	
Attacks	Attack with Blunt object	0
	Attack with Bodily fluids	0
	Attack with Edge Weapon	0
	Attack with Hands, fists, legs	1
	Attack with Motor Vehicle	0
	Attack with Other Weapon	0
	Other Attack	0
Threats	Threat with Blunt object	0
	Threat with Bodily Fluids	0
	Threat with Edge Weapon	0
	Threat with Gun	0
	Threat with Hands, fists, legs	0
	Threat with Motor vehicle	0
	Threat with Other Weapon	0
	Verbal/Fighting stance Threat	1
	Other Threat	0

Officers may select multiple Types of Force, Subject Resistance, and Subject Actions for each report.

Injury Information

Officers Injured **0**
Subject Injured **1**

Injury Types

	<i>Officer</i>	<i>Subject</i>
Abrasion/Laceration/Puncture	0	1
Chest pains/shortness of breath	0	0
Complaint of pain	0	0
Concussion	0	0
Contusion/bruise	0	0
Fracture/dislocation	0	0
Gunshot wound	0	0
Not Provided	0	0
Other	0	0
Unknown	0	1

Medical Treatment

	<i>Officer</i>	<i>Subject</i>
EMS on scene	0	0
Hospital	0	0
Not Provided	0	0
Officer Administered First Aid	0	0
Refused	0	1
Urgent Care	0	0

Subject Hospital Treatment

Admitted	0
Treated and Released	0
Unknown	0

For each subject or officer, multiple injury types and medical treatments can be selected.